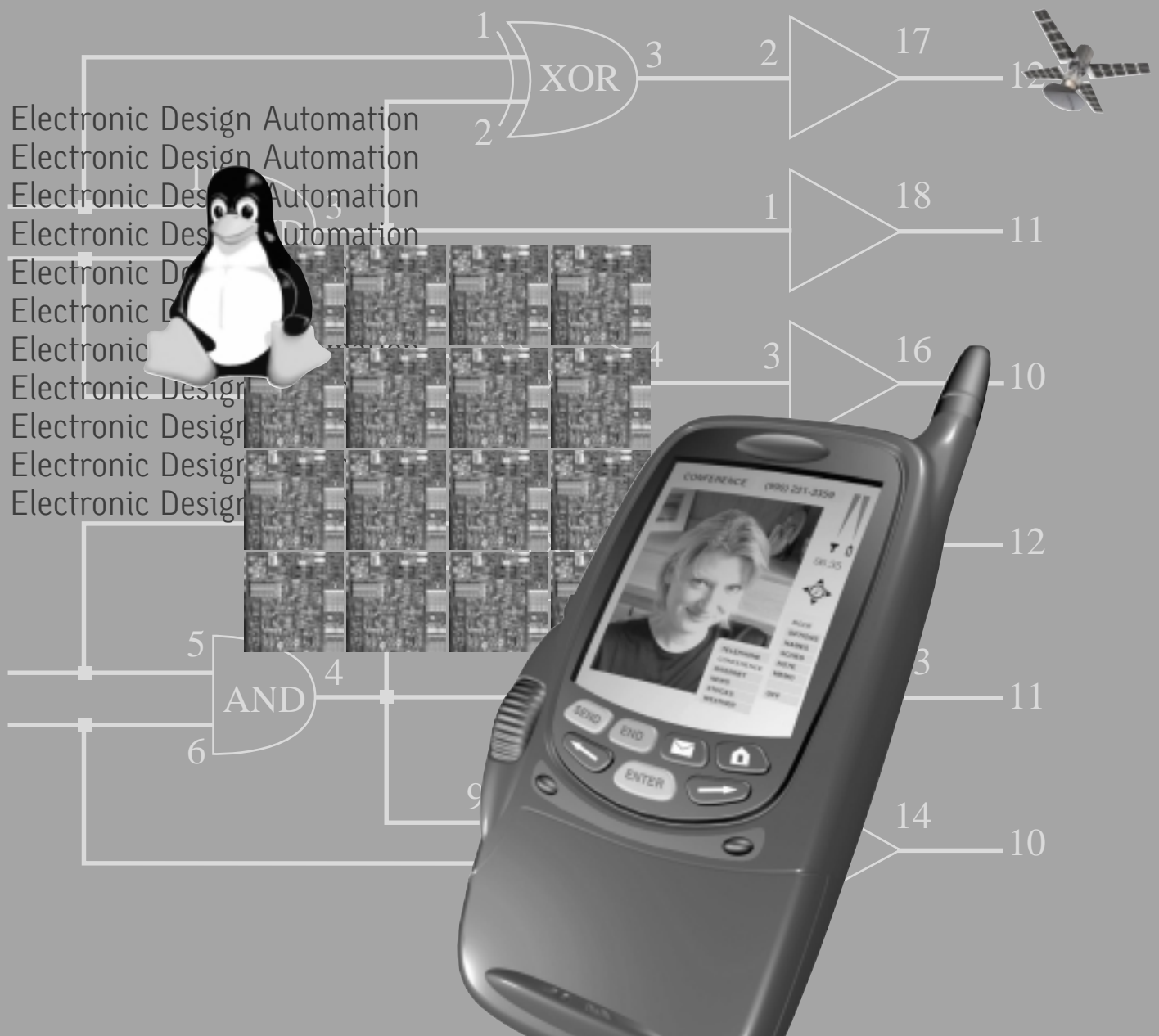


Thinking about Linux[®] for EDA?



Have you been considering using Linux compute farms to bring down costs and improve job turnaround?

If so, you already know that Intel® architecture-based systems running Linux not only provide dramatic performance improvements over traditional EDA platforms, but achieve this at a significantly reduced cost. With the top EDA applications now available, Linux is ready for your production environment. However, to successfully take advantage of these benefits, it's essential to find the right Linux solution partner.

Linux Provides
More Performance
at a Fraction of
the Cost

SGI: Your Partner for Linux Success

SGI is a leader in the open-source community and partnered early with the leading EDA software vendors to port their flagship applications to Linux. SGI has the experience, products, and services to make it safer and easier to integrate Linux into your design process.

Performance Evaluation

SGI understands how the leading EDA applications perform on Linux. SGI will evaluate your application mix to help determine the performance improvements you can expect to see in your design flow.

The Right Configuration

SGI will work with you to develop configurations that will provide the best performance for your application mix and provide the capacity that you need to run your largest problems.

Fastest Time To Productivity

SGI's combination of factory-integrated configurations, heterogeneous environment support, and world-class, multinational service means your systems will work right the first time—helping you keep your designs on schedule or even ahead of schedule.


Unmatched Linux Support

With one of the world's largest Linux OS-trained teams, a global infrastructure, and a full range of service and support offerings, SGI is ready to help you take advantage of the incredible opportunity that Linux brings to EDA—to save money and increase your compute power.



SGI's Heterogeneous Environment Support Service Gets You Up and Running Quickly

Bringing a new platform into your design center requires special attention to ensure that your Linux system will plug and play with the existing design infrastructure. SGI has identified the key elements in system services that will make your Linux farm work flawlessly with your file servers, batch management process, and IP management process. By making sure that your system services are set up correctly, SGI provides the fastest time to productivity.



Linux Technical Compute Farms

Designed for ease of installation and deployment, SGI™ rack-based technical compute farms provide the computing advantage you need to maximize your design productivity. POSIX compliance means that Linux integrates easily with your Sun® and HP systems. Linux is the fastest growing operating system in the world. Its outstanding stability has made Linux the recognized leader in many application areas that require rock-solid reliability.

SGI technical compute farms for EDA provide:

- **Ease of installation**

SGI technical compute farms are factory-integrated; all the hardware and software is preinstalled before the system arrives on your site, significantly speeding up deployment.

- **Flexible configurations**

There are several base configurations to choose from, with optional enhancements to meet the needs of your environment.

- **Fastest performance**

Intel IA-32 processors offer the fastest performance for your EDA applications, providing the very best turnaround on your synthesis and simulation runs.

- **Scalability**

The SGI technical compute farm scales from as few as eight to hundreds of processors to support your largest workloads.

- **Network readiness**

Fast Ethernet network backbone and switching allow the SGI technical compute farm to be easily integrated into your current EDA facility.

- **Large memory capability**

Each node can be configured to 2GB or 4GB of physical memory, the full limit of addressable memory, enabling you to run your largest data sets.

- **Ease of administration**

The ability to manage multiple systems as a single entity, combined with SGI advanced cluster software, makes administration a snap so that you can spend your time getting designs running and verified.

- **Storage**

A wide variety of storage options to manage your test cases, intellectual property, and application portfolios is available.

www.sgi.com/go/eda

Linux Service and Support from SGI

SGI Global Services is the one-stop shop for comprehensive services and support around Linux OS-based systems and solutions. For access to the latest Linux information and technology advances, a broad services selection, and dependable support, you can count on SGI Global Services for the highest quality services, start to finish, around the world.

SGI Is Ready to Work with You

If you want to learn more about the performance benefits of Linux and how to smoothly and successfully implement Linux in your design center, please contact us at eda@sgi.com or visit us at www.sgi.com/go/eda.

Managed Services

SGI professionals will efficiently install and manage your Linux systems and networks. Choose among service modules such as system deployment, system administration, heterogeneous environment support, implementation, and many others.

Support Services

Delivered through a robust, global infrastructure of expert call centers, on-site troubleshooters, and electronic support tools, SGI Support Services keep your Linux systems up and running.

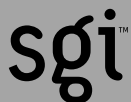
Global Education

The SGI Global Education team includes LPI Advisory Council members and published Linux systems experts. The continuously expanding course list ranges from a four-hour Linux introduction to the required courses for LPI [Linux Professional Institute] certification.

Professional Services

SGI Professional Services consultants deliver innovative, full life cycle Linux solutions that solve problems and increase competitive advantage. Customers can choose from advanced architecture, design, and implementation services that deliver reliable solutions.

world-class



Corporate Office
1600 Amphitheatre Pkwy.
Mountain View, CA 94043
[650] 960-1980
www.sgi.com

North America [800] 800-7441
Europe [44] 118.925.75.00
Japan [81] 3.5488.1811
Asia Pacific [65] 771.0290

© 2001 Silicon Graphics, Inc. All rights reserved. Specifications subject to change without notice. Silicon Graphics is a registered trademark and SGI and the SGI logo are trademarks of Silicon Graphics, Inc. Linux is a registered trademark of Linus Torvalds. Intel is a registered trademark of Intel Corporation. Sun is a registered trademark of Sun Microsystems, Inc. Linux Penguin logo created by Larry Ewing. All other trademarks mentioned herein are the property of their respective owners. Image credit: 3D rendering of prototype cell phone courtesy of Rob Maglera, Noumena Digital.